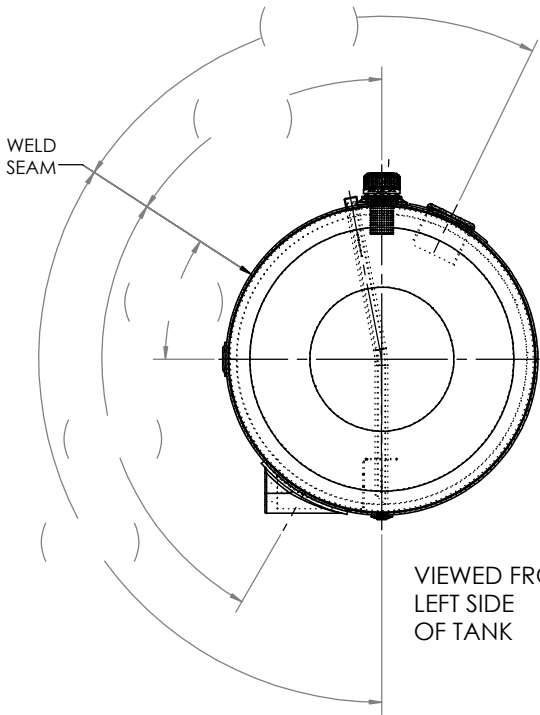


CUSTOMER NAME:	FAX #:	SIDE OF TRUCK:	MOUNTING HARDWARE:	PARTS:
		DRIVER/DITCH	STRAPS <input type="checkbox"/>	CAP <input type="checkbox"/>
COMPANY:	CHASSIS STYLE & Yr:	FINISH:	MTG KIT <input type="checkbox"/>	VENT <input type="checkbox"/>
		MILGRADE/POLISHED	COMBO KIT <input type="checkbox"/>	SENDING UNIT <input type="checkbox"/>
PHONE #:	OEM PART #:			OTHER <input type="checkbox"/>

PLEASE NOTE: All sizes are NPTF unless otherwise noted and reference all measurements from the lateral weld seam and the end cap weld seam to the center of the fittings.

PARTS AND MOUNTING NOT INCLUDED IN PRICE OF TANK

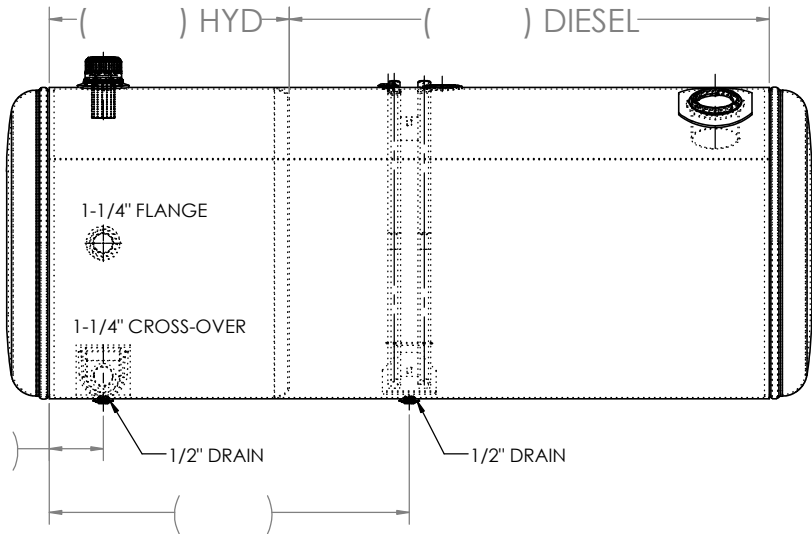
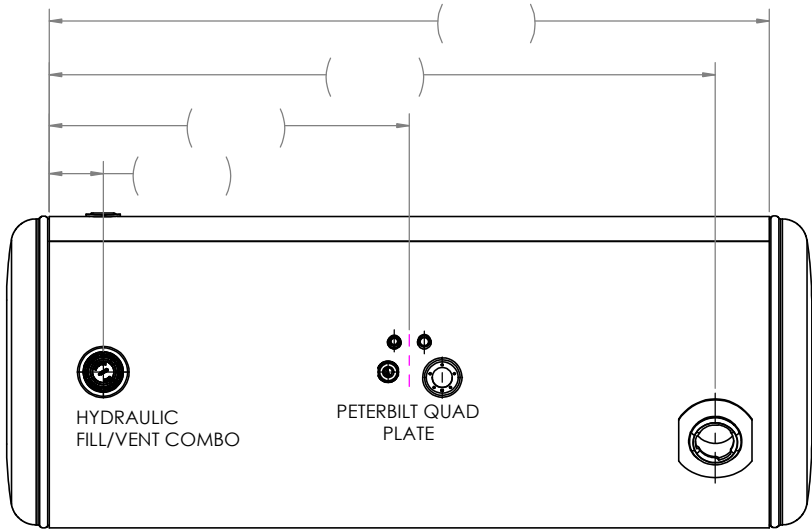
This configuration typically found on tanks after 2006



TANK DIAMETER

23"

26"



CUSTOMER NOTES:

